

HIGH-PRECISION BEARINGS

Cylindrical roller bearing



CYLINDRICAL ROLLER BEARING

In bearings of this type, the cylindrical rollers are in linear contact with the raceways. They have a high radial load capacity and are suitable for high speeds.

There are different types designated as NU, NJ, NUP, N, NF (for single-row bearings), NNU, and NN (for double-row bearings depending on the design or absence of side ribs). The outer and inner rings of all types are separable. Some cylindrical roller bearings have no ribs on either the inner or outer ring, so the rings can move axially relative to each other. These can be used as free-end bearings. Cylindrical roller bearings, in which either the inner or outer rings has two ribs and the other ring has one, are capable of taking some axial load in one direction. Double-row cylindrical roller bearings have high radial rigidity and are used primarily for precision machine tools.

Pressed steel or machined brass cages are generally used, but sometimes molded polyamide cages are also used.

FEATURES OF SINGLE-ROW CYLINDRICAL ROLLER BEARINGS

- Best design to eliminate operating heat .
- Superb ceramic rollers to enhance performance.
- Heat-resistant and super rigid resin to guarantee high speed revolution.
- Top quality bearing steel for sustained life.
- Super rigid brass cage to improve performance and life.

FEATURES OF DOUBLE-ROW CYLINDRICAL ROLLER BEARINGS

- They are primarily used in the main spindles of machine tools with a great radial load bearing capacity.
- Heat-resistant and high speed revolution.
- InnTec premium grease to enhance working life.
- Solid molded polyphenylenesulfide (PPS) cage to guarantee high speed and stable revolution .



HIGH-PRECISION BEARINGS

Use pressed, machined, or molded cages for standard cylindrical roller bearings as shown in Table 1.

Table 1 Standard Cages for Cylindrical Roller Bearings

Series	Pressed Steel Cages (W)	Machined Brass Cages (M)	Molded Polyamide Cages (T)
NU10**	-	1005~10/500	-
N2**	204~230	232~264	-
NU2**	226~230	232~264	-
NU2**E	205E~213E	214E~226E	204E
NU22**	2204~2230	2232~2252	-
NU22**E	-	2221E~2226E	2204E~2220E
N3**	304~330	332~352	-
NU3**	313~330	332~352	-
NU3**E	305E~311E	312E~324E	304E
NU23**	2304~2320	2322~2340	-
NU23**E	-	2321E~2324E	2304E~2320E
NU4**	405~416	417~430	-

Table 2 Tolerances for Roller Inscribed Circle Diameter Fw and Roller Circumscribed Circle Diameter Ew of Cylindrical Roller Bearings Having Interchangeable Rings

Nominal Bore Diameter d (mm)	Tolerances for Fw of types NU, NJ, NUP, NH, and NNU Δ Fw			Tolerances for Ew of types N, NF, and NN Δ Ew		
	Over	incl.	high	Low	high	low
-	20	+10	0	0	0	-10
20	50	+15	0	0	0	-15
50	120	+20	0	0	0	-20
120	200	+25	0	0	0	-25
200	250	+30	0	0	0	-30
250	315	+35	0	0	0	-35
315	400	+40	0	0	0	-40
400	500	+45	0	0	0	-45

The basic load ratings listed in the bearing tables are based on the Cage Classification in Table 1.

For a given bearing number, if the type of cage is not the standard one, the number of rollers may vary; in such a case, the load rating will differ from the one listed in the bearing tables.

Among the NN Type of double-row bearings, there are many of high precision that have tapered bores, and they are primarily used in the main spindles of machine tools. Their cages are either molded polyphenylenesulfide (PPS) or machined brass.

TOLERANCES AND RUNNING ACCURACY

If the load on cylindrical roller bearings becomes too small during operation, slippage between the rollers and raceways occurs, which may result in smearing. Especially with large bearings since the weight of the roller and cage is high.

In case of strong shock loads or vibration, pressed-steel cages are sometimes inadequate.



InnTec Bearing

Cylindrical roller bearing

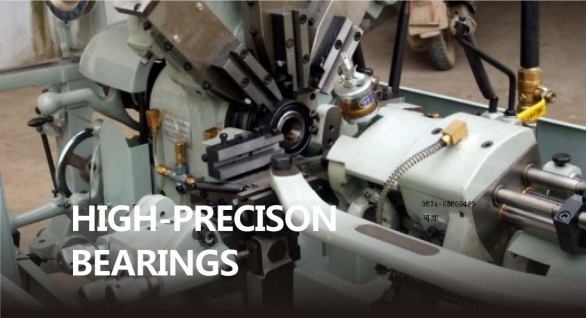
INTERNAL STRUCTURE

Type	Rings	Rollers	Cage
Standard	SUJ2	SUJ2	PPS(TB)鋼合金(MB)

Type	Rings	Rollers	Cage
Standard	SUJ2	SUJ2	Steel alloy

RS	SUJ2	SUJ2	PEEX(TP)
RX	SHX	SHX	
RXH	SHX	Ceramic	





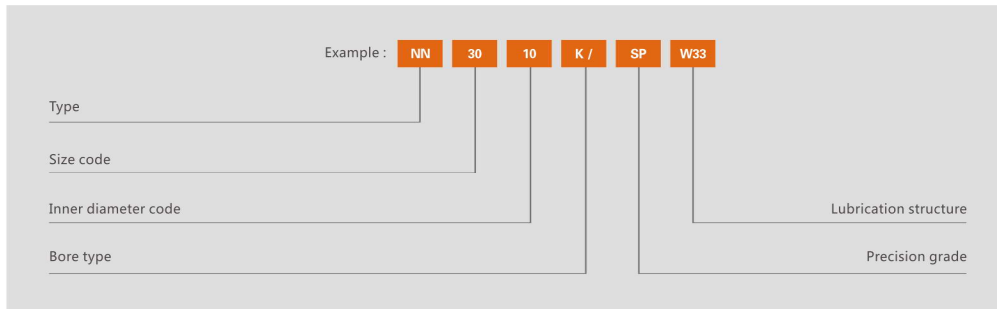
HIGH-PRECISION BEARINGS



InnTec Bearing

Cylindrical roller bearing

CYLINDRICAL ROLLER BEARING NUMBER MEANING




NN	Type	Single row N type with ribs on the inner ring Double row NN type with ribs on the inner ring
30	Size code	Single row Double row
10	Inner diameter code	06 6×5=30mm 07 7×5=30mm
K /	Bore type	Bore type K taper ratio at 1:12
SP	Precision grade	P5 ISO 5 Grade P4 ISO 4 Grade P2 ISO 2 Grade size tolerances equivalent to those of P5 Grade size tolerances equivalent to those of P4 Grade running precision tolerances equivalent to those of P4 Grade running precision tolerances equivalent to those of P2 Grade
W33	Lubrication structure	With one Lubrication groove and three lubrication holes in the outer ring

d (mm)		The 1 group		The 2 group	
Over	Including	min	mac	min	mac
24	30	15	25	25	35
30	40	15	25	25	40
40	50	17	30	30	45
50	65	20	35	35	50
65	80	25	40	40	60
80	100	35	55	45	70
100	120	40	60	50	80
120	140	45	70	60	90
140	160	50	75	65	100
160	180	55	85	75	110
180	200	60	90	80	120
200	225	60	95	90	135
225	250	65	100	100	150
250	280	75	110	110	165



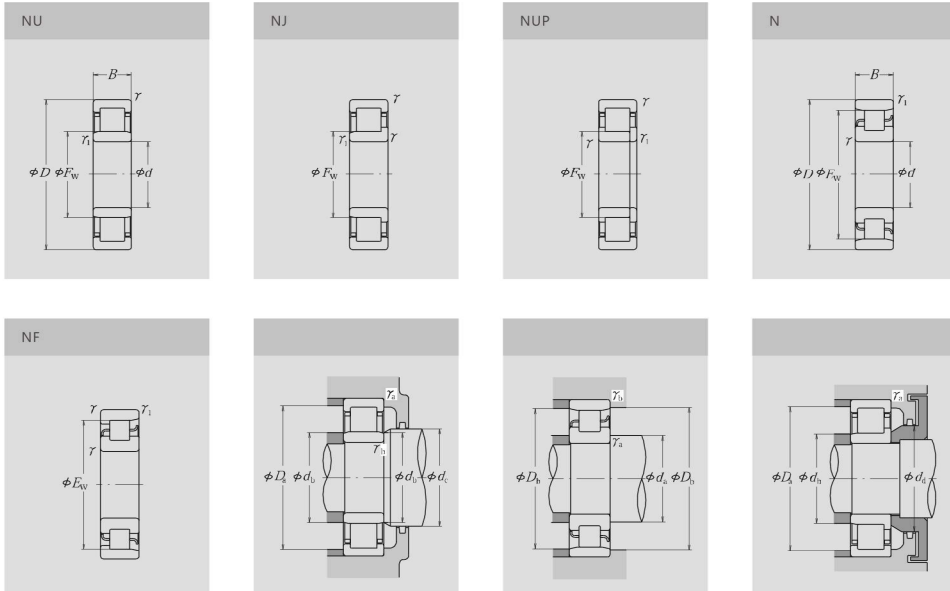
HIGH-PRECISION BEARINGS



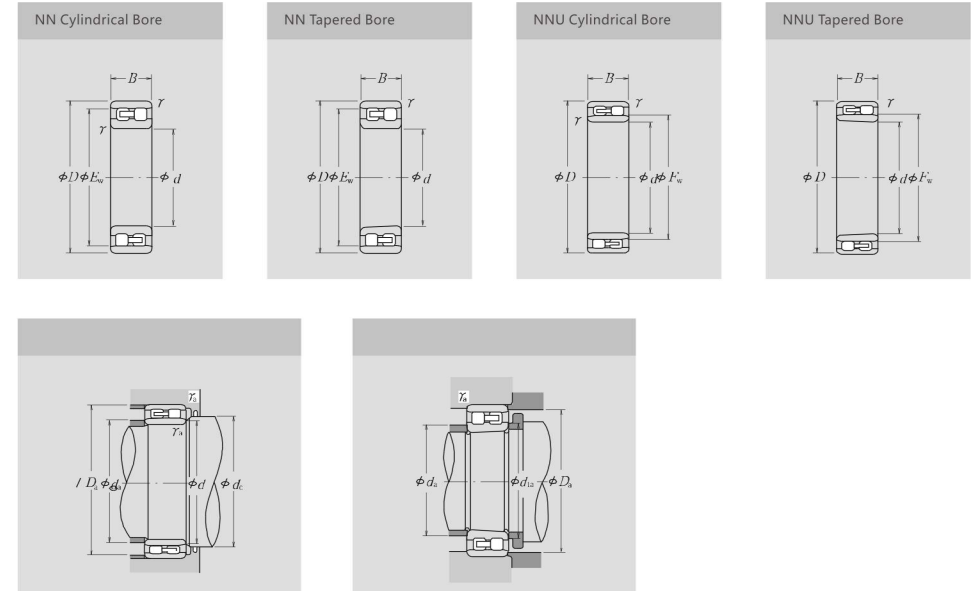
InnTec Bearing

Cylindrical roller bearing

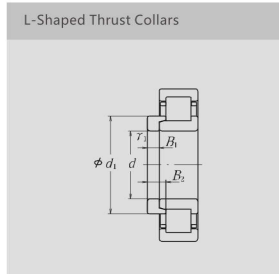
SINGLE-ROW CYLINDRICAL ROLLER BEARINGS



DOUBLE-ROW CYLINDRICAL ROLLER BEARINGS



CYLINDRICAL ROLLER BEARINGS





HIGH-PRECISION BEARINGS

SINGLE-ROW CYLINDRICAL ROLLER BEARINGS
Bore Diameter
20.000 ~ 35.000mm



InnTec Bearing

Cylindrical roller bearing

Dimensions (mm)							Revolution speed limit							Installation dimensions (mm)			Load ratings (KN)		Weight (kg)	Bearing numbers								
d	D	B	R	R1	Fw	Ew	da(4)	db	db(5)	dc	dd	Da(1)	Db	Db	ra	rb	Grease	Oil		Cr	Cor	NU	NJ	NUP	N	NF		
min							min	min	max	min	min	max	max	min	max	max						-	-	NUP	N	NF		
20	47	14	1	0.6		40	25						43		42	1	0.6	15000	18000	15400	12700	0.107	N204	NU	NJ	-		
	47	14	1	0.6	26.5		25	24	25	29	32	42			1	0.6	13000	16000	25700	22600	0.107	NU204ET	NU	NJ	NUP			
	47	18	1	0.6	27		25	24	25	29	32	42			1	0.6	13000	16000	20700	18400	0.144	NU2204	NU	NJ	NUP			
	47	18	1	0.6	26.5		25	24	25	29	32	42			1	0.6	13000	16000	30500	28300	0.138	NU2204ET	NU	NJ				
	52	15	1.1	0.6		44.5	26.5						48		46	1	0.6	12000	15000	21400	17300	0.148	N304	-	-	NUP	N	NF
	52	15	1.1	0.6	27.5		26.5	24	26	30	33	45.5			1	0.6	12000	15000	31500	26900	0.145	NU304ET	NU	NJ	-			
	52	21	1.1	0.6	28.5		26.5	24	27	30	33	45.5			1	0.6	11000	14000	30500	27200	0.217	NU2304	NU	NJ	NUP			
	52	21	1.1	0.6	27.5		26.5	24	26	30	33	45.5			1	0.6	11000	14000	42000	39000	0.209	NU2304ET	NU	NJ	NUP			
25	47	12	0.6	0.3	30.5			27	30	32		43			0.6	0.3	15000	18000	14300	13100	0.094	NU1005	NU		NUP			
	52	15	1	0.6		45	30						48		46	1	0.6	13000	16000	17700	15700	0.135	N205	-	-		N	NF
	52	15	1	0.6	31.5		30	29	30	34	37	47			1	0.6	12000	14000	29300	27700	0.136	NU205EW	NU	NJ	-			
	52	18	1	0.6	31.5		30	29	30	34	37	47			1	0.6	12000	14000	35000	34500	0.16	NU2205ET	NU	NJ	NUP			
	62	17	1.1	1.1		53	31.5						55.5		50	1	1	10000	13000	29300	25200	0.233	N305	-	-	NUP	N	NF
	62	17	1.1	1.1	34		31.5	31.5	32	37	40	55.5			1	1	10000	12000	41500	37500	0.269	NU305EW	NU	NJ	-			
	62	24	1.1	1.1	34		31.5	31.5	32	37	40	55.5			1	1	9000	11000	57000	56000	0.338	NU2305ET	NU	NJ	NUP			
	80	21	1.5	1.5	38.8	62.8	33	33	37	41	46	72	72		64	1.5	1.5	9000	11000	46500	40000	0.57	NU405	NU	NJ		N	NF
30	55	13	1	0.6	36.5	48.5	35	34	36	38		50	51		49	1	0.5	12000	15000	19700	19600	0.136	NU1006	NU		NUP	N	
	62	16	1	0.6		53.5	35						58		56	1	0.6	11000	13000	24900	23300	0.208	N206	-	-		N	NF
	62	16	1	0.6	37.5		35	34	36	40	44	57			1	0.6	9500	12000	39000	37500	0.205	NU206EW	NU	NJ	-			
	62	20	1	0.6	37.5		35	34	36	40	44	57			1	0.6	9500	12000	49000	50000	0.255	NU2206ET	NU	NJ	NUP			
	72	19	1.1	1.1		62	36.5						65.5		64	1	1	9500	11000	38500	35000	0.353	N306	-	-	NUP	N	NF
	72	19	1.1	1.1	40.5		36.5	36.5	39	44	48	65.5			1	1	8500	10000	53000	50000	0.409	NU306EW	NU	NJ	-			
	72	27	1.1	1.1	40.5		36.5	36.5	39	44	48	65.5			1	1	8000	9500	74500	77500	0.518	NU2306ET	NU	NJ	NUP			
	90	23	1.5	1.5	45	73	38	38	44	47	52	82	82		75	1.5	1.5	7500	9500	62500	55000	0.758	NU406	NU	NJ	NUP	N	NF
35	62	14	1	0.6	42	55	40	39	41	44		57	58		56	1	0.5	11000	13000	22600	23200	0.180	NU1007	NU	NJ		N	
	72	17	1.1	0.6		61.8	41.5						58		64	1	0.6	9500	11000	35500	34000	0.301	N207	-	-		N	NF
	72	17	1.1	0.6	44		41.5	39	42	46	50	65.5			1	0.6	8500	10000	50500	50000	0.304	NU207EW	NU	NJ	-			
	72	23	1.1	0.6	44		41.5	39	42	46	50	65.5			1	0.6	8500	10000	61500	65000	0.40	NU2207ET	NU	NJ	NUP			
	80	21	1.5	1.1		68.2	43						73.5		70	1.5	1	8000	9500	49500	47000	0.476	N307	-	-	NUP	N	NF
	80	21	1.5	1.1	46.2		41.5	41.5	44	48	53	72			1.5	1	7500	9500	66500	65500	0.545	NU307EW	NU	NJ	-			
	80	31	1.5	1.1	46.2		43	41.5	44	48	53	72			1.5	1	6700	8500	93000	101000	0.71	NU2307ET	NU	NJ	NUP			
	100	25	1.5	1.5	53	83	43	43	51	55	61	92	92		85	1.5	1.5	6700	8000	75500	69000	1.01	Nu407	NU	NJ	NUP	N	NF

Notes
 (1) The limiting speeds listed above apply to bearings with machined cages (No suffix). For bearings with pressed cages, reduce the limiting speed by 20%. (Not applicable to bearing numbers with an EM, EW, or ET suffix.)
 (2) The bearings with suffix ET have polyamide cage. The maximum operating temperature should be less than 120 °C.



HIGH-PRECISION BEARINGS

SINGLE-ROW CYLINDRICAL ROLLER BEARINGS
Bore Diameter
40.000 ~ 55.000mm



InnTec Bearing

Cylindrical roller bearing

Dimensions (mm)							Revolution speed limit							Installation dimensions (mm)			Load ratings (kN)		Weight (kg)	Bearing numbers							
d	D	B	R	R1	Fw	Ew	da(4)	db	db(5)	dc	dd	Da(1)	Db	Db	ra	rb	Grease	Oil		Cr	Cor	NU	NJ	NUP	N	NF	
min							min	min	max	min	min	max	max	min	max	max						-	-	NUP	N	NF	
40	68	15	1	0.6	47	61	45	44	46	49		63	64				10000	12000	27300	29000	0.223	NU1008	NU	NJ	NUP	N	NF
	80	18	1.1	1.1		70	46.5						73.5				8500	10000	43500	43000	0.375	N208				N	NF
	80	18	1.1	1.1	49.5		46.5	46.5	48	52	56	73.5					7500	9000	55500	55500	0.379	NU208EW	NU	NJ	NUP		
	80	23	1.1	1.1	49.5		46.5	46.5	48	52	56	73.5					7500	9000	72500	77500	0.480	NU2208ET	NU	NJ	NUP		
	90	23	1.5	1.5		77.5	48						82				6700	8500	58500	57000	0.649	N308				N	NF
	90	23	1.5	1.5	52		48	48	50	55	60	82					6700	8000	83000	81500	0.747	NU308EW	NU	NJ	NUP		
	90	33	1.5	1.5	52		48	48	50	55	60	82					6000	7500	114000	122000	0.933	NU2308ET	NU	NJ	NUP		
	110	27	2	2	58	92	49	49	56	60	67	101	101				6000	7500	95500	89000	1.280	NU408	NU	NJ	NUP	N	NF
45	75	16	1	0.6	52.5	67.5	50	49	51	54		70	71				9000	11000	32500	35500	0.279	NU1009	NU			N	NF
	85	19	1.1	1.1		75	51.5						78.5				7500	9000	46000	47000	0.429	N209				N	NF
	85	19	1.1	1.1	54.5		51.5	51.5	52	57	61	78.5					6700	8000	63000	66500	0.438	NU209EW	NU	NJ	NUP		
	85	23	1.1	1.1	54.5		51.5	51.5	52	57	61	78.5					6700	8500	76000	84500	0.521	NU2209ET	NU	NJ	NUP		
	100	25	1.5	1.5		86.5	53						92				6300	7500	74000	71000	0.869	N309				N	NF
	100	25	1.5	1.5	58.5		53	53	56	60	66	92					6000	7500	97500	98500	1.01	NU309EW	NU	NJ	NUP		
	100	36	1.5	1.5	58.5		53	53	56	60	66	92					5300	6700	137000	153000	1.28	NU2309ET	NU	NJ	NUP		
	120	29	2	2	64.5	100.5	54	54	62	66	74	111	111				5600	6700	107000	102000	1.62	NU409	NU	NJ	NUP	N	NF
50	80	16	1	0.6	57.5	72.5	55	54	56	59		75	76				8000	10000	32000	36000	0.301	NU1010	NU	NJ	NUP	N	NF
	90	20	1.1	1.1		80.4	56.5						83.5				7100	8500	48000	51000	0.483	N210				N	NF
	90	20	1.1	1.1	59.5		56.5	56.5	57	62	67	83.5					6300	7500	69000	76500	0.50	NU210EW	NU	NJ	NUP		
	90	23	1.1	1.1	59.5		56.5	56.5	57	62	67	83.5					6300	8000	83500	97000	0.562	NU2210ET	NU	NJ	NUP		
	110	27	2	2		95	59						101				5600	6700	87000	86000	1.11	N310				N	NF
	110	27	2	2	65		59	59	63	67	73	101					5000	6000	110000	113000	1.30	NU310EW	NU	NJ	NUP		
	110	40	2	2	65		59	59	63	67	73	101					5000	6300	163000	187000	1.70	NU2310ET	NU	NJ	NUP		
	130	31	2.1	2.1	70.8	110.8	61	61	68	73	81	119	119				5000	6000	129000	124000	1.99	NU410	NU	NJ	NUP	N	NF
55	90	18	1.1	1	64.5	80.5	61.5	60	63	66		83.5	85				7500	9000	37500	44000	0.445	NU1011	NU	NJ		N	NF
	100	21	1.5	1.1		88.5	63						93.5				6300	7500	58000	62500	0.634	N211				N	NF
	100	21	1.5	1.1	66		63	61.5	64	68	73	92					5600	7100	86500	98500	0.669	NU211EW	NU	NJ	NUP		
	100	25	1.5	1.1	66		63	61.5	64	68	73	92					5600	7100	101000	122000	0.783	NU2211ET	NU	NJ	NUP		
	120	29	2	2		104.5	64						111				5000	6300	111000	111000	1.42	N311				N	NF
	120	29	2	2	70.5		64	64	68	72	80	111					4500	5600	137000	143000	1.64	NU311EW	NU	NJ	NUP		
	120	43	2	2	70.5		64	64	68	72	80	111					4500	5600	201000	233000	2.18	NU2311ET	NU	NJ	NUP		
	140	33	2.1	2.1	77.2	117.2	66	66	75	79	87	129	129				4500	5600	139000	138000	2.50	NU411	NU	NJ	NUP	N	NF

Notes
 (1) The limiting speeds listed above apply to bearings with machined cages (No suffix). For bearings with pressed cages, reduce the limiting speed by 20%. (Not applicable to bearing numbers with an EM, EW, or ET suffix.)
 (2) The bearings with suffix ET have polyamide cage. The maximum operating temperature should be less than 120 °C.

HIGH-PRECISION BEARINGS



SINGLE-ROW CYLINDRICAL ROLLER BEARINGS
L-Shaped Thrust Collars
20 ~ 85mm



InnTec Bearing

Cylindrical roller bearing

Dimensions (mm)					Weight (Kg)	Bearing numbers	Dimensions (mm)					Weight (Kg)	Bearing numbers			
d	d1	B1	B2	r1 min			d	d1	B1	B2	r1 min					
20	30	3	6.75	0.6	0.012	HJ204	55	70.9	6	9.5	1.1	0.087	HJ211E			
		29.8	3	5.5	0.6	0.011		HJ204E		70.9	6	10	1.1	0.088	HJ2211E	
		30	3	7.5	0.6	0.012		HJ2204		77.6	9	14	2	0.195	HJ311E	
		29.8	3	6.5	0.6	0.012		HJ2204E		77.6	9	15.5	2	0.20	HJ2311E	
		31.8	4	7.5	0.6	0.017		HJ304		85.2	10	16.5	2.1	0.29	HJ411	
		31.4	4	6.5	0.6	0.017		HJ304E	60	77.7	6	10	1.5	0.108	HJ212E	
		31.8	4	8.5	0.6	0.017		HJ2304			77.7	6	10	1.5	0.108	HJ2212E
		31.4	4	7.5	0.6	0.018		HJ2304E			84.5	9	14.5	2.1	0.231	HJ312E
	25	34.8	3	6	0.6	0.014		HJ205E			84.5	9	16	2.1	0.237	HJ2312E
		34.8	3	6.5	0.6	0.014		HJ2205E			91.8	10	16.5	2.1	0.34	HJ412
38.2		4	7	1.1	0.025	HJ305E	65	84.5		6	10	1.5	0.129	HJ213E		
38.2		4	8	1.1	0.026	HJ2305E				84.5	6	10.5	1.5	0.131	HJ2213E	
43.6		6	10.5	1.5	0.057	HJ405				90.6	10	15.5	2.1	0.288	HJ313E	
41.4		4	7	0.6	0.025	HJ206E				90.6	10	18	2.1	0.298	HJ2313E	
41.4		4	7.5	0.6	0.025	HJ2206E				98.5	11	18	2.1	0.42	HJ413	
45.1		5	8.5	1.1	0.042	HJ306E		70	89.5	7	11	1.5	0.157	HJ214E		
45.1		5	9.5	1.1	0.043	HJ2306E				89.5	7	11.5	1.5	0.158	HJ2214E	
50.5		7	11.5	1.5	0.080	HJ406				97.5	10	15.5	2.1	0.33	HJ314E	
30	48.2	4	7	0.6	0.033	HJ207E				97.5	10	18.5	2.1	0.345	HJ2314E	
	48.2	4	8.5	0.6	0.035	HJ2207E				110.5	12	20	3	0.605	HJ414	
	51.1	6	9.5	1.1	0.060	HJ307E	75		94.5	7	11	1.5	0.166	HJ215E		
	51.1	6	11	1.1	0.062	HJ2307E				94.5	7	11.5	1.5	0.167	HJ2215E	
	59	8	13	1.5	0.12	HJ407				104.2	11	16.5	2.1	0.410	HJ315E	
	40	54.1	5	8.5	1.1	0.049			HJ208E		104.2	11	19.5	2.1	0.430	HJ2315E
		54.1	5	9	1.1	0.050			HJ2208E		116	13	21.5	3	0.710	HJ415
		57.7	7	11	1.5	0.088		HJ308E	80	101.6	8	12.5	2	0.222	HJ216E	
		57.7	7	12.5	1.5	0.091		HJ2308E			101.6	8	12.5	2	0.222	HJ2216E
		64.8	8	13	2	0.14		HJ408			110.6	11	17	2.1	0.460	HJ316E
45		59.1	5	8.5	1.1	0.055		HJ209E			110.6	11	20	2.1	0.480	HJ2316E
		59.1	5	9	1.1	0.055		HJ2209E			122	13	22	3	0.780	HJ416
		64.5	7	11.5	1.5	0.11	HJ309E	85		107.6	8	12.5	2	0.250	HJ217E	
		64.5	7	13	1.5	0.113	HJ2309E				107.6	8	13	2	0.252	HJ2217E
		71.8	8	13.5	2	0.175	HJ409				117.9	12	18.5	3	0.575	HJ317E
	50	64.1	5	9	1.1	0.061	HJ210E				117.9	12	22	3	0.595	HJ2317E
		64.1	5	9	1.1	0.061	HJ2210E				126	14	24	4	0.88	HJ417
		71.4	8	13	2	0.151	HJ310E									
		71.4	8	14.5	2	0.155	HJ2310E									
		78.8	9	14.5	2.1	0.23	HJ410									



HIGH-PRECISION BEARINGS

DOUBLE-ROW CYLINDRICAL ROLLER BEARINGS
Bore Diameter
25.000 ~ 140.000mm



InnTec Bearing

Cylindrical roller bearing

Dimensions (mm)						Load ratings (kN)		Revolution speed limit		Installation dimensions (mm)						Weight	Bearing numbers		
d	D	B	r	Fw	Ew	Cr	Cor	Grease	Oil	da(2)		d1a	dc	Da		ra	(Kg)	Cylindrical holes	Tapered holes
			min							min	max	min	min	max	min	max			
25	47	16	0.6	-	41.3	25800	30000	14000	17000	29		29		43	42	0.6	0.127	NN3005	NN3005K
30	55	19	1	-	48.5	31000	37000	12000	14000	35		36		50	50	1	0.198	NN3006	NN3006K
35	62	20	1	-	55	39500	50000	10000	12000	40		41		57	56	1	0.258	NN3007	NN3007K
40	68	21	1	-	61	43500	55500	9000	11000	45		46		63	62	1	0.309	NN3008	NN3008K
45	75	23	1	-	67.5	52000	68500	8500	10000	50		51		70	69	1	0.407	NN3009	NN3009K
50	80	23	1	-	72.5	53000	72500	7500	9000	55		56		75	74	1	0.436	NN3010	NN3010K
55	90	26	1.1	-	81	69500	96500	6700	8000	61.5		62		83.5	83	1	0.647	NN3011	NN3011K
60	95	26	1.1	-	86.1	73500	106000	6300	7500	66.5		67		88.5	88	1	0.693	NN3012	NN3012K
65	100	26	1.1	-	91	77000	116000	6000	7100	71.5		72		93.5	93	1	0.741	NN3013	NN3013K
70	110	30	1.1	-	100	97500	148000	5600	6700	76.5		77		103.5	102	1	1.06	NN3014	NN3014K
75	115	30	1.1	-	105	96500	149000	5300	6300	81.5		82		108.5	107	1	1.11	NN3015	NN3015K
80	125	34	1.1	-	113	119000	186000	4800	6000	86.5		87		118.5	115	1	1.54	NN3016	NN3016K
85	130	34	1.1	-	118	125000	201000	4500	5600	91.5		92		123.5	120	1	1.63	NN3017	NN3017K
90	140	37	1.5	-	127	143000	228000	4300	5000	98		99		132	129	1.5	2.09	NN3018	NN3018K
95	145	37	1.5	-	132	150000	246000	4000	5000	103		104		137	134	1.5	2.19	NN3019	NN3019K
100	140	40	1.1	112	-	155000	295000	4000	5000	106.5	111	108	115	133.5		1	1.90	NNU4920	NNU4920K
	150	37	1.5	-	137	157000	265000	4000	4800	108		109		142	139	1.5	2.28	NN3020	NN3020K
105	145	40	1.1	117	-	161000	315000	3800	4800	111.5	116	113	120	138.5	148	1	1.99	NNU4921	NNU4921K
	160	41	2	-	146	198000	320000	3800	4500	114		115		151		2	2.88	NN3021	NN3021K
110	150	40	1.1	122	-	167000	335000	3600	4500	116.5	121	118	125	143.5	157	1	2.07	NNU4922	NNU4922K
	170	45	2	-	155	229000	375000	3400	4300	119		121		161		2	3.71	NN3022	NN3022K
120	165	45	1.1	133.5	-	183000	360000	3200	4000	126.5	133	128	137	158.5	167	1	2.85	NNU4924	NNU4924K
	180	46	2	-	165	239000	405000	3200	3800	129		131		171		2	4.04	NN3024	NN3024K
130	180	50	1.5	144	-	274000	545000	3000	3800	138	143	140	148	172	185	1.5	3.85	NNU4926	NNU4926K
	200	52	2	-	182	284000	475000	3000	3600	139		141		191		2	5.88	NN3026	NN3026K
140	190	50	1.5	154	-	283000	585000	2800	3600	148	153	150	158	182	195	1.5	4.08	NNU4928	NNU4928K
	210	53	2	-	192	298000	515000	2800	3400	149		151		201		2	6.34	NN3028	NN3028K

Note The suffix K represents bearings with tapered bores (taper 1 : 12).